

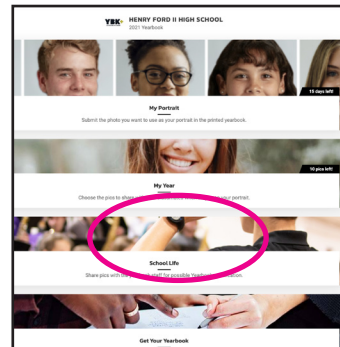


JOSTENS INTERACTIVE YEARBOOK


UPLOADING YOUR STUDENT PORTRAIT



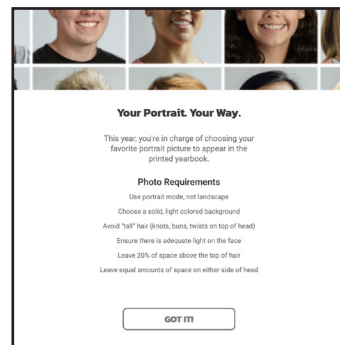
1 Go to YBKplus.com OR use this QR code!



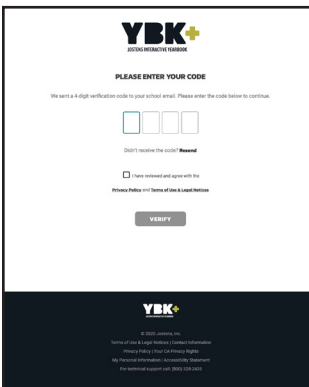
4 Select My Portrait



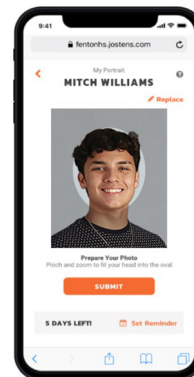
2 Use your student email address.



5 Read this page! Select our page!



3 A code will be sent to your student email address. If you don't receive one after a few minutes, check your spam or promotions folder. If an email isn't there, please respond to this email from the email you are attempting to use.



6 Follow the directions

Make sure your photo meets these requirements:

- Colored photo with a neutral color background (such as an empty wall)
- Photo in JPG format with no borders and no filters
- Photo must show your full face, top of your shoulders to the top of your head, with some blank space above the head
- Photo must show you looking straight at the camera (no side profiles or extreme close ups)
- Straight face or smile - no funny faces please!
- Photo should be just you (nobody else, no animals, no props, etc.)
- No hats, sunglasses or garments that obstruct the view of your face
- Must respect the dress code rules. If you don't know what those are, please check the student handbook
- Selfies are accepted as long as you meet the above criteria